Г. Э. КАЙЗЕР

Op. 37

ЭТЮДЫ НА 1-й ПОЗИЦИИ
ДЛЯ
НАЧИНАЮЩИХ СКРИПАЧЕЙ

(с аккомпанементом 2-й скрипки)

подготовительные к этюдам Op. 20 того же автора

Редакция В. Н. АЛЕКСЕЕВА

ТЕТРАДЬ I—30 ЭТЮДОВ
— II—25 —

ГОСУДАРСТВЕННОЕ
МУЗЫКАЛЬНОЕ ИЗДАТЕЛЬСТВО
МОСКВА — 1937

Этюды на 1-ой позиции.

Ред. В. Н. Алексеева

Г. Э. КАЙЗЕР. Op. 37.

Moderato.

Violino I (ученик)

Violino II (учитель)

1.

mf

f

A

cresc.

cresc.

dim.

diminuendo

B



Andante con moto.

2.

p *cresc.* *cresc.* *mf* *mf* *dim.* *cresc.* *cresc.*

dim. *cresc.* *mf* *mf* *dim.* *dim.*

A

mf *mf* *f* *f* *dim.* *dim.*

p

B

cresc. *cresc.* *mf*

cresc. *f*

См. штрихи к этюду №1.





Andante quasi Allegretto.

4.

mf *simile*

A

B

mf *dim.* *p* *mf*

C D

p *cresc.* *p*

cresc. *dim.* *f*



Commodo.

5.

p *simile* *cresc.*

A

dim. *p* *cresc.* *f* *diminuendo*

p *cresc.* *f* B *p*

cresc. *dim.* *p*

C


Allegro.
6.
f
simile
A
dolce
B
f
f



При исполнении раздельным штрихом добиваться плавности, как и в *legato*. Для этого нужно вести смычок в одной скорости, делая соответствующую „петлю" для восьмой.

Andante con moto.

7.

p dolce *cresc.* *mf* *dim.*

cresc. *f* *dim.*

A

dolce

mf

dim.

cresc. *f*

V

См. штрихи к этюду № 1.

Allegro.

8.





Allegretto.

9.

A

p *cresc.* *f* *dim.*

B

p *cresc.* *f* *dim.* *p* *cresc.* *f*

C

dim. *p* *cresc.* *f* *dim.*

V

Исполнять верхней половиной смычка.




D
f
p
E
F
poco a
poco di - mi - nu - en - do

1. 2.

Allegro.

11.

p *cresc.* *dim.* *cresc.* *dim.*

A

p *cresc.* *f*

B

p *cresc.* *dim.*

f

cresc. *dim.* *cresc.* *f* *dim.*


Moderato.
12.
f
cresc.
dim.
A
p
cresc.
B
mf
rall.
a tempo
dim.
cresc.
dim
pizz.
p
p



Allegretto.

13.

p dolce

cresc.

A

p

p *cresc.*

f

p *crescendo*

B

cresc.


f
dim.
p
cresc.
C
mf
f
dim.
cresc.
dim.
rall.
D a tempo
p dolce
cresc.
dim.
mf
cresc.
f
f



Allegro.

14.


f
dim.
p
f
dim.
p
f


A
dim.
p
mf
cresc.
f
cresc.

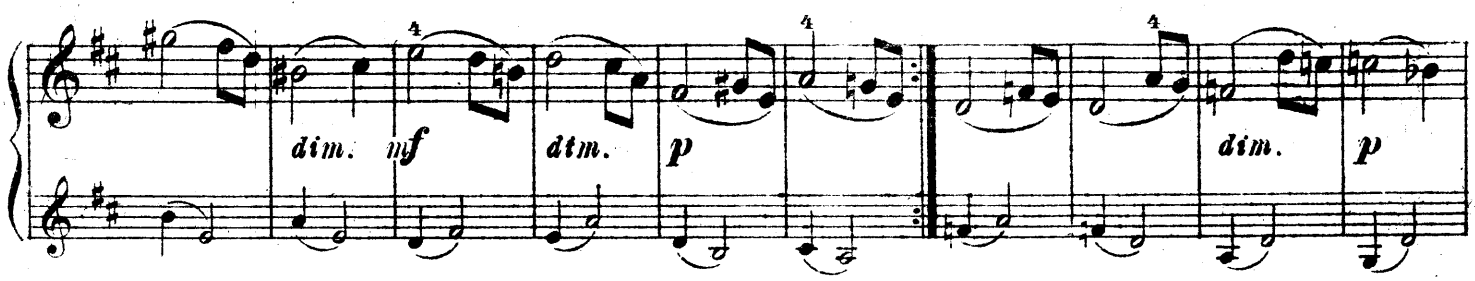
dim.
mf
dim.
p
dim.
p

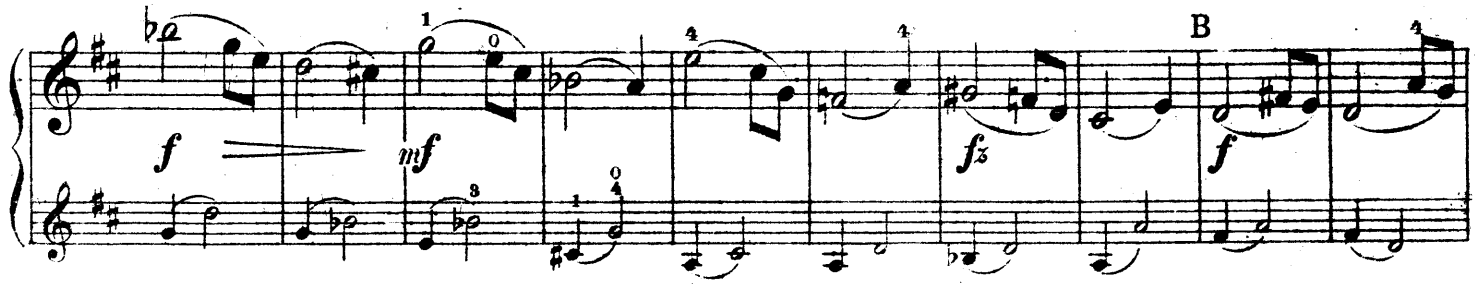
f
mf
fz
B
f


dim.
f
dim.
f
dim.


C
mf
p
cresc.
f

Andante con moto quasi Allegretto.

15.





Allegretto agitato.

16.

f *dim.* *simile* *simile*

p *cresc.* *f* *dim.*

p A

cresc. *f* *dim.* *dolce*

p *cresc.* *dim.* *p*

Примечание: В целях твердого усвоения различия размеров $\frac{6}{8}$ и $\frac{3}{4}$ многократно переходить к исполнению отрывков то этого этюда, то следующего, № 17.

М. 10651 Г.


B
cresc.
dim.
cresc.
f
dim.
fz
p
cresc.
fz
cresc.
fz
cresc.
C
fz
f
dim.
p
f

Andante quasi Allegretto.

17.*)



*) См. примечание к этюду № 16.

18. **Adagio ma non troppo e con molto espressione.**




1.
2.
a)
b)
3.
d)
c)
a)
b)
Allegro.
19.
fp
fp
fp
cresc.
fp
fp
1
mf
2
mf
fp
cresc.
fp
dim.
fp
fp
fp


A
f
dim.
fp
cresc.
mf
dim.
B
p
fp
fp
cresc.
dim.
fp
cresc.
fp
p
f
ff
f



20.


p
cresc.
mf
p
cresc.

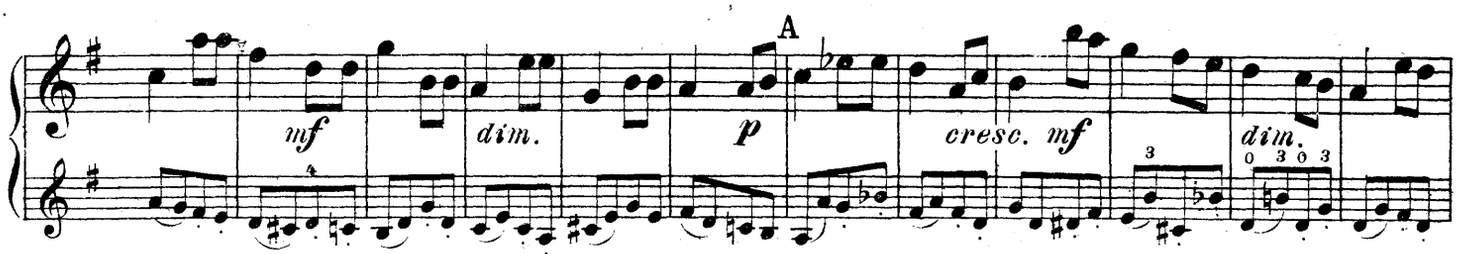
A
mf
dim.
p
cresc.
mf
dim.


B
cresc.
mf
dim.
p


C
dim.
f
cresc.
fff
p

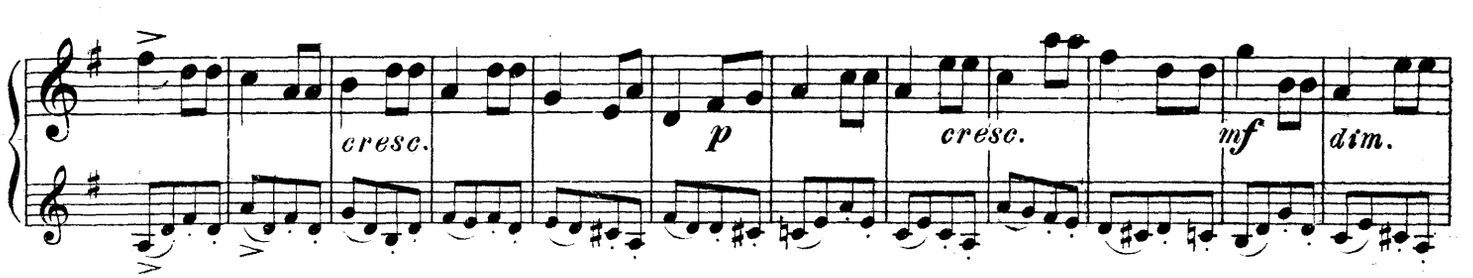
cresc.
p
cresc.
mf
dim.


mf
f
mf
f

Allegro.

21.





Andante quassi Allegretto.

22.

dolce

mf

simile
dim

f

dim.

cresc.

f

A

dolce

mf

dim.

f

a) Martelé *b)* Spiccato



Moderato.

23.




Ad gio.
24.
p
cresc.
f
1.
p
2.
p
cresc.
f
mf
dim.
p
A
mf
perdendosi

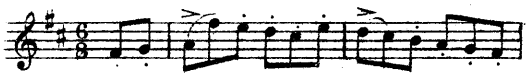

Allegrtto.

25.













Этот этюд и следующий (№ 26) сопоставлять в тех-же целях, что и этюды 16 и 17. См. примечание к этюду 16-му.

М.10651 г.

Allegro non tanto.

26.

p

simile

cresc.

f

dim.

A

mf

dim.

B

p


C
mf
cresc.
dim.
f
f

Andante quasi Allegretto.

27.



fz

dim.

p

B

*)

dolce

4

2
3

rall.

a tempo

dim.

poco a poco cresc.

f

*) Исполняется:


Allégretto.
28.
p spiccato
A
p
cresc.


B
mf
cresc.
dim.
C
p
f
mf
cresc.
f
ff


Allegretto quasi Allegro.
29.
p
cresc.
dim.
p
cresc.
f
dim.
A
p
cresc.
dim.
cresc.
f
dim.
B
p
cresc.
C
f


dim.
p
cresc.
dim
cresc.
D
p
cresc.
dim.
p
cresc.
f
dim.
p
dim.
f

Moderato.

30.



М 50 б Пр м. 10651 г.
Ред. И. Дубовский. Сдано в произв. и подп. в печ. 1/XII-36 г. Ф. б. 62 X 94/8. 5 1/2 п. л. Гиз № 6800 Зак. № 02169 Тех. ред. Н. Волков.
Уполномоченный Главлита № Б-31785 Тир. 5000 экз. 1-я Образцовая тип. Огиза РСФСР треста „Полиграфкнига" Москва, Валовая 28